

QUARTERLY PHYSICAL REPORT OF OPERATION


As of ~~Sept~~ 30, 2016


Department : State Universities and Colleges (SUCs)
 Agency : Mountain Province State Polytechnic College
 Operating Unit :
 Organization Code (UACS) : 08 020 0000000


X	Current Year Appropriations - 198,258,000.00 (79.99%)
X	Supplemental Appropriations - 6,299,000.00 (2.54%)
X	Continuing Appropriations - 1,830,774.80 (0.74%)
X	Off-Budget Account - 41,457,589.39 (16.73%)


Particulars	UACS CODE	Physical Targets					Physical Accomplishments					Variance as of 30-Jun-16	Remarks
		1st Qtr	2nd Qtr	3rd Qtr	4th Qtr	Total	1st Qtr	2nd Qtr	3rd Qtr	4th Qtr	Total		
1	2	3	4	5	6	7=(3+4+5+6)	8	9	10	11	12=(8+9+10+11)	13=9-4	
Part A													
I. Operations													
MFO 1: HIGHER EDUCATION SERVICES	301000000												
Quantity Indicators													
1. Total Number of Graduates			800		189	989		782					
Quality Indicators													
1. Average Licensure Passing Rate			48.00%		44.00%	46.00%		43.0%					
2. % of Course Accredited at Level 3 or Better		13%	13.00%	13.00%	13.00%	13.00%	13%	13.0%	13.0%			0.0%	
3. Average Licensure Rate Score of SUC Graduates			120.00%		114.00%	98.00%		116.0%					
Timeliness Indicator													
1. % of Enrollment Applications Acted Upon Within 1 Month of Submission			100.00%		100.00%			100%	100%				Open Admission and enrolment for 1st semester was moved to August 2016
MFO 2: RESEARCH SERVICES	302000000												
Quantity Indicators													
1. Number of Research Studies Completed		18	9	17	11	55	25	36	9				most of the targeted complete researches of 3rd quarter were completed on the second quarter
Quality Indicators													
1. % of Research Projects whose Research Output is Published in a Recognized Journal or Adopted by industry		50%	50%	50%	50%	50%	64%	42%	100%			50.00%	
Timeliness Indicator													
1. % of Research Projects Completed within the Original Project Timeframe		90%	90%	90%	90%	90%	100.00%	100%	100%			10.00%	


MFO 3: TECHNICAL ADVISORY EXTENSION SERVICES		303000000										
Quantity Indicators												
1. No. of Training Days Provided		42	28	29	42	141	72	34	20			-9
2. No. of Technical Advisories Undertaken		11	11	10	9	41	15	10	10			0
3. No. of People Trained		1,078	719	719	1,078	3,593	1835	1225	630			-89
Quality Indicators												
1. % of Trainees who Rate the Training Course Satisfactory or Better		100%	100%	100%	100%	100%	100%	100%	100%			0.00%
Timeliness Indicator												
1. % of Requests for Training Responded to within 3 day of Request		100%	100%	100%	100%	95%	100%	100%	100%			0.00%
II. Projects												
Construction of Academic Building	50804040 02											
III. Automatic Appropriations												

Consolidated By:  SEAN CAMELON A. LIGLIGEN
MIS Staff

Checked By:  KEITH JIMSON B. MANG-USAN
MIS Director

In Coordination with:  DEXTER LINGBANAN
Planning Director

Approved by:  NORMAN W. AKILITH
Head, Budget Unit

 REXTON F. CHAKAS
President