





**SUMMARY OF APPROPRIATIONS, ALLOTMENTS, OBLIGATIONS, DISBURSMENTS AND BALANCES BY OBJECT OF EXPENDITURES**  
As of the Quarter Ending December 31, 2014

Department : State Universities and Colleges (SUCs)  
 Agency : Mountain Province State Polytechnic College  
 Operating Unit :  
 Organization Code (UACS) : 08 020 0000000  
 Funding Source (as per clustered) : 101

	Current Year Appropriations
X	Supplemental Appropriations
	Continuing Appropriations

Particulars	UACS Code	Appropriations			Allotments					Current Year Obligation					DISBURSEMENTS					Balances			
		Authorized Appropriation	Adjustments		Allotments Received	Adjustment Withdrawn	Transfer To	Transfer From	Adjusted Total Allotments	1st Quarter ending March 31	2nd Quarter ending June 30	3rd Quarter ending Sept. 30	4th Quarter ending Dec. 31	Total	1st Quarter ending March 31	2nd Quarter ending June 30	3rd Quarter ending Sept. 30	4th Quarter ending Dec. 31	Total	Unreleased Appropriations	Unobligated Allotment	Unpaid Obligations (15-20)=(23+24)	
			(To)From Realignment	Adjusted Appropriation																		Due and Demandable	Not Yet Due and Demandable
1	2	3	4	5=(3+4)	6	7	8	9	10=((6+(-)-7)-8+9)	11	12	13	14	15=(11+12+13+14)	16	17	18	19	20=(16+17+18+19)	21=(5-10)	22=(10-15)	23	24
<b>SUMMARY</b>																							
<b>A. AGENCY SPECIFIC BUDGET</b>		101 101	19,286		19,286	19,286				19,286	-	-	-	16,820	16,820							-	16,820
Personnel Services		50100000 00	-	-	-	-	-	-	-	-	-	-	-	-	-	-	-	-	-	-	-	-	-
Maintenance & Other Operating Expenses		50200000 00	-	-	-	-	-	-	-	-	-	-	-	-	-	-	-	-	-	-	-	-	-
Capital Outlays		50600000 00	19,286	-	19,286	19,286	-	-	-	19,286	-	-	-	16,820	16,820	-	-	-	-	-	-	2,466	16,820
Construction of Academic Building		50604040 01	14,050		14,050	14,050				14,050	-	-	-	13,522	13,522							-	13,522
Technical and Scientific Equipment		50604050 14	5,236		5,236	5,236				5,236	-	-	-	3,298	3,298							-	3,298
<b>B. AUTOMATIC APPROPRIATIONS</b>		104 102	268	-	268	268	-	-	-	268	-	144	124	-	268	-	144	124	-	268	-	-	-
Retirement and Life Insurance Premium		5-01-03-010	268		268	268				268		144	124		268		144	124		268			
<b>C. SPECIAL PURPOSE FUND</b>		101 406	5,848	-	5,848	5,848	-	-	-	5,848	-	1,502	3,386	960	5,848	-	3,482	2,366	-	5,848	-	-	-
Personnel Services			5,848	-	5,848	5,848	-	-	-	5,848	-	1,502	3,386	960	5,848	-	3,482	2,366	-	5,848	-	-	-
Salaries and Wages																							
Salaries - Itemized Positions		5-01-01-010	2,777		2,777	2,777				2,777		1,502	1,275		2,777		1,502	1,275		2,777			
Other Compensations																							
Performance Enhancement Incentive		50102990 12	960		960	960				960				960	960			960		960			
Performance Based Bonus		50102990 14	1,980		1,980	1,980				1,980		1,980		1,980	1,980		1,980		1,980				
Terminal Leave benefit		5-01-04-030	131		131	131				131		131		131	131			131		131			
Maintenance & Other Operating Expenses			-	-	-	-				-	-	-	-	-	-					-			
Travel Expenses			-		-	-				-				-	-					-			
Capital Outlays			-		-	-				-				-	-					-			
Buildings			-		-	-				-				-	-					-			
<b>GRAND TOTAL</b>			25,402	-	25,402	25,402	-	-	-	25,402	-	1,646	3,510	17,780	22,936	-	3,626	2,490	-	6,116	-	2,466	16,820

Certified Correct:  <b>NORMA A. AKILITH</b> Budget Officer January 19, 2015	Certified Correct:  <b>IMELDA D. GUIDANGEN</b> Accountant III January 19, 2015	Recommending Approval:  <b>LETICIA D. NAPAT-A</b> Chief Admin. Officer January 19, 2015	Approved By:  <b>REXTON F. CHAKAS</b> President January 19, 2015
---	---	--	---