

QUARTERLY PHYSICAL REPORT OF OPERATION
As of March 31, 2015


Department : State Universities and Colleges (SUCs)
 Agency : Mountain Province State Polytechnic College
 Operating Unit :
 Organization Code (UACS) : 08 020 0000000

X	Current Year Appropriations - 92,695,000.00 (60.22%)
X	Supplemental Appropriations - 1,645,918.00 (1.07%)
X	Continuing Appropriations - 500,407.52 (.33%)
X	Off-Budget Account - 59,090,538.65 (38.38%)


Particulars	UACS CODE	Physical Targets					Physical Accomplishments					Variance as of 31-Mar-15	Remarks
		1st Qtr	2nd Qtr	3rd Qtr	4th Qtr	Total	1st Qtr	2nd Qtr	3rd Qtr	4th Qtr	Total		
1	2	3	4	5	6	7=(3+4+5+6)	8	9	10	11	12=(8+9+10+11)	13=12-7	14
Part A													
I. Operations													
MFO 1: HIGHER EDUCATION SERVICES	301000000												
Quantity Indicators													
1. Total Number of Graduates			752		190	942	-						
Quality Indicators													
1. Average Licensure Passing Rate			48.13%	30.00%	38.03%	38.72%	-						
2. % of Course Accredited at Level 3 or Better		13%	13.00%	13.00%	13.00%	13.00%	13%				13%	0	
3. Average Licensure Rate Score of SUC Graduates			120.00%	69.00%	105.00%	98.00%	-						
Timeliness Indicator													
1. % of Enrollment Applications Acted Upon Within 1 Month of Submission			100.00%		98.00%		-						
MFO 2: RESEARCH SERVICES	302000000												
Quantity Indicators													
1. Number of Research Studies Completed		14	6	6	14	40	14				14	0	
Quality Indicators													
1. % of Research Projects whose Research Output is Published in a Recognized Journal or Adopted by industry		50%	50%	50%	50%	50%	77.7% (14/18)				78%	28%	
Timeliness Indicator													
1. % of Research Projects Completed within the Original Project Timeframe		80%	80%	80%	80%	80%	100% (14/14)				100.00%	20.00%	

MFO 3: TECHNICAL ADVISORY EXTENSION SERVICES										
Quantity Indicators										
1. No. of Training Days Provided	34	31	33	32	130	38			38	4
2. No. of Technical Advisories Undertaken	9	7	8	9	33	12			12	3
3. No. of People Trained	912	710	809	912	3,343	1180			1180	268
Quality Indicators										
1. % of Trainees who Rate the Training Course Satisfactory or Better	90%	90%	90%	90%	90%	100%			100%	10%
Timeliness Indicator										
1. % of Requests for Training Responded to within 3 day of Request	95%	95%	95%	95%	95%	100%			100%	5%
II. Projects										
Construction of Academic Building	50804040 02									
III. Automatic Appropriations										


Consolidated By:


 SEAN CAMELON A. LIGLIGEN
 Admin Aide IV


Checked By:


 VENUS K. FAGYAN
 Planning Director

In Coordination with:


 NORMA W. AKILITH
 Head, Budget Unit

Approved by:


 REXTON F. CHAKAS
 President