

SUMMARY OF APPROPRIATIONS, ALLOTMENTS, OBLIGATIONS, DISBURSEMENTS AND BALANCES BY OBJECT OF EXPENDITURES

As at the Quarter Ending December 31, 2023

Department : State Universities and Colleges (SUCs)
 Agency/Entity : Mountain Province State University
 Operating Unit : < not applicable >
 Organization Code (UACS) : 08 020 0000000
 Fund Cluster : 01 - Regular Agency Fund

X	Current Year Appropriations
	Supplemental Appropriations
	Continuing Appropriations

(e.g. UACS Fund Cluster: 01-Regular Agency Fund, 02-Foreign Assisted Projects Fund, 03-Special Account-Locally Funded/Domestic Grants Fund, and 04-Special Account-Foreign Assisted/Foreign Grants Fund)

Particulars	UACS CODE	Appropriations			Allotments			Obligations						
		Authorized Appropriations	Adjustments (Transfer To/From, Modifications/Augmentations)	Adjusted Appropriations	Allotments Received	Adjustments (Reductions, Modifications/Augmentations)	Transfer To	Transfer From	Adjusted Allotments	1st Quarter Ending March 31	2nd Quarter Ending June 30	3rd Quarter Ending September 30	4th Quarter Ending December 31	Total
1	2	3	4	5=(3+4)	6	7	8	9	10=[(8+(-)7)-8+9]	11	12	13	14	15=(11+12+13+14)
SUMMARY		403,128,000.00	5,939,254.00	409,067,254.00	393,479,872.00	3,714,557.00	0.00	0.00	397,194,429.00	82,318,399.08	107,735,451.18	64,363,832.63	131,117,344.29	385,535,027.18
A. AGENCY SPECIFIC BUDGET		389,149,000.00	0.00	389,149,000.00	377,276,175.00	0.00	0.00	0.00	377,276,175.00	78,203,420.95	103,801,874.17	57,352,000.20	126,365,946.66	385,723,243.98
Personnel Services		188,196,000.00	6,868,000.00	205,064,000.00	186,323,175.00	6,868,000.00	0.00	0.00	193,191,175.00	36,854,704.48	46,362,566.35	41,482,590.82	68,483,678.88	183,183,540.53
Salaries and Wages		116,486,000.00	12,779,430.47	129,265,430.47	116,486,000.00	12,779,430.47	0.00	0.00	129,265,430.47	32,550,820.40	32,837,926.99	33,187,590.10	30,689,092.98	129,265,430.47
Salaries and Wages - Regular	5010101000	116,486,000.00	12,779,430.47	129,265,430.47	116,486,000.00	12,779,430.47	0.00	0.00	129,265,430.47	32,550,820.40	32,837,926.99	33,187,590.10	30,689,092.98	129,265,430.47
Basic Salary - Civilian	5010101001	116,486,000.00	12,779,430.47	129,265,430.47	116,486,000.00	12,779,430.47	0.00	0.00	129,265,430.47	32,550,820.40	32,837,926.99	33,187,590.10	30,689,092.98	129,265,430.47
Other Compensation		43,733,000.00	4,122,003.69	47,855,003.69	43,733,000.00	4,122,003.69	0.00	0.00	47,855,003.69	3,563,808.38	11,496,265.68	7,537,544.03	25,257,387.62	47,855,003.69
Personal Economic Relief Allowance (PERA)	5010201000	5,880,000.00	47,649.10	5,927,649.10	5,880,000.00	47,649.10	0.00	0.00	5,927,649.10	1,436,090.86	1,453,909.16	1,492,069.03	1,545,580.05	5,927,649.10
PERA - Civilian	5010201001	5,880,000.00	47,649.10	5,927,649.10	5,880,000.00	47,649.10	0.00	0.00	5,927,649.10	1,436,090.86	1,453,909.16	1,492,069.03	1,545,580.05	5,927,649.10
Representation Allowance (RA)	5010202000	282,000.00	(35,000.00)	247,000.00	282,000.00	(35,000.00)	0.00	0.00	247,000.00	94,000.00	42,000.00	74,000.00	37,000.00	247,000.00
Transportation Allowance (TA)	5010203000	282,000.00	(155,000.00)	127,000.00	282,000.00	(155,000.00)	0.00	0.00	127,000.00	54,000.00	22,000.00	34,000.00	17,000.00	127,000.00
Transportation Allowance (TA)	5010203001	282,000.00	(155,000.00)	127,000.00	282,000.00	(155,000.00)	0.00	0.00	127,000.00	54,000.00	22,000.00	34,000.00	17,000.00	127,000.00
Clothing/Uniform Allowance	5010204000	1,470,000.00	(150,000.00)	1,320,000.00	1,470,000.00	(150,000.00)	0.00	0.00	1,320,000.00	1,302,000.00	0.00	0.00	18,000.00	1,320,000.00
Clothing/Uniform Allowance - Civilian	5010204001	1,470,000.00	(150,000.00)	1,320,000.00	1,470,000.00	(150,000.00)	0.00	0.00	1,320,000.00	1,302,000.00	0.00	0.00	18,000.00	1,320,000.00
Honoraria	5010210000	13,710,000.00	(5,543,422.98)	8,166,577.02	13,710,000.00	(5,543,422.98)	0.00	0.00	8,166,577.02	677,715.52	271,356.50	5,937,475.00	1,280,030.00	8,166,577.02
Honoraria - Civilian	5010210001	13,710,000.00	(5,543,422.98)	8,166,577.02	13,710,000.00	(5,543,422.98)	0.00	0.00	8,166,577.02	677,715.52	271,356.50	5,937,475.00	1,280,030.00	8,166,577.02
Hazard Pay (HP)	5010211000	245,000.00	0.00	245,000.00	245,000.00	0.00	0.00	0.00	245,000.00	0.00	0.00	0.00	245,000.00	245,000.00
HP - Magna Carta Benefits for Public Health Workers under R.A. 7305	5010211005	245,000.00	0.00	245,000.00	245,000.00	0.00	0.00	0.00	245,000.00	0.00	0.00	0.00	245,000.00	245,000.00
Overtime and Night Pay	5010213000	0.00	1,598,135.72	1,598,135.72	0.00	1,598,135.72	0.00	0.00	1,598,135.72	0.00	0.00	0.00	1,598,135.72	1,598,135.72
Overtime Pay	5010213001	0.00	1,598,135.72	1,598,135.72	0.00	1,598,135.72	0.00	0.00	1,598,135.72	0.00	0.00	0.00	1,598,135.72	1,598,135.72
Year End Bonus	5010214000	9,707,000.00	1,436,391.85	11,143,391.85	9,707,000.00	1,436,391.85	0.00	0.00	11,143,391.85	0.00	0.00	0.00	11,143,391.85	11,143,391.85
Bonus - Civilian	5010214001	9,707,000.00	1,436,391.85	11,143,391.85	9,707,000.00	1,436,391.85	0.00	0.00	11,143,391.85	0.00	0.00	0.00	11,143,391.85	11,143,391.85
Cash Gift	5010215000	1,225,000.00	33,250.00	1,258,250.00	1,225,000.00	33,250.00	0.00	0.00	1,258,250.00	0.00	0.00	0.00	1,258,250.00	1,258,250.00
Cash Gift - Civilian	5010215001	1,225,000.00	33,250.00	1,258,250.00	1,225,000.00	33,250.00	0.00	0.00	1,258,250.00	0.00	0.00	0.00	1,258,250.00	1,258,250.00
Mid-Year Bonus - Civilian	5010216000	9,707,000.00	0.00	9,707,000.00	9,707,000.00	0.00	0.00	0.00	9,707,000.00	0.00	9,707,000.00	0.00	0.00	9,707,000.00
Mid-Year Bonus - Civilian	5010216001	9,707,000.00	0.00	9,707,000.00	9,707,000.00	0.00	0.00	0.00	9,707,000.00	0.00	9,707,000.00	0.00	0.00	9,707,000.00
Other Bonuses and Allowances	5010299000	1,225,000.00	6,890,000.00	8,115,000.00	1,225,000.00	6,890,000.00	0.00	0.00	8,115,000.00	0.00	0.00	0.00	8,115,000.00	8,115,000.00
Collective Negotiation Agreement Incentive - Civilian	5010299011	0.00	6,868,000.00	6,868,000.00	0.00	6,868,000.00	0.00	0.00	6,868,000.00	0.00	0.00	0.00	6,868,000.00	6,868,000.00
Productivity Enhancement Incentive - Civilian	5010299012	1,225,000.00	22,000.00	1,247,000.00	1,225,000.00	22,000.00	0.00	0.00	1,247,000.00	0.00	0.00	0.00	1,247,000.00	1,247,000.00
Personnel Benefit Contributions		3,107,000.00	(68,300.15)	3,038,699.85	3,107,000.00	(68,300.15)	0.00	0.00	3,038,699.85	740,077.70	742,882.00	757,456.69	768,283.46	3,038,699.85
Pag-IBIG Contributions	5010302000	295,000.00	2,300.00	297,300.00	295,000.00	2,300.00	0.00	0.00	297,300.00	71,900.00	72,200.00	74,600.00	78,600.00	297,300.00
Pag-IBIG - Civilian	5010302001	295,000.00	2,300.00	297,300.00	295,000.00	2,300.00	0.00	0.00	297,300.00	71,900.00	72,200.00	74,600.00	78,600.00	297,300.00
PhilHealth Contributions	5010303000	2,517,000.00	(73,500.15)	2,443,499.85	2,517,000.00	(73,500.15)	0.00	0.00	2,443,499.85	596,477.70	598,282.00	606,756.69	641,983.46	2,443,499.85
PhilHealth - Civilian	5010303001	2,517,000.00	(73,500.15)	2,443,499.85	2,517,000.00	(73,500.15)	0.00	0.00	2,443,499.85	596,477.70	598,282.00	606,756.69	641,983.46	2,443,499.85
Employees Compensation Insurance Premiums	5010304000	295,000.00	2,900.00	297,900.00	295,000.00	2,900.00	0.00	0.00	297,900.00	71,700.00	72,400.00	76,100.00	77,700.00	297,900.00

Other Personnel Benefits		34,870,000.00	(9,965,134.01)	24,904,865.99	22,997,175.00	(9,965,134.01)	0.00	0.00	13,032,040.99	0.00	1,285,491.70	0.00	11,738,914.82	13,024,406.52
Terminal Leave Benefits	5010403000	445,000.00	474,720.72	919,720.72	445,000.00	474,720.72	0.00	0.00	919,720.72	0.00	124,985.70	0.00	794,735.02	919,720.72
Terminal Leave Benefits - Civilian	5010403001	445,000.00	474,720.72	919,720.72	445,000.00	474,720.72	0.00	0.00	919,720.72	0.00	124,985.70	0.00	794,735.02	919,720.72
Other Personnel Benefits	5010499000	34,425,000.00	(10,439,854.73)	23,985,145.27	22,552,175.00	(10,439,854.73)	0.00	0.00	12,112,320.27	0.00	1,160,506.00	0.00	10,944,179.80	12,104,685.80
Lump-sum for Filling of Positions - Civilian	5010499007	33,964,000.00	(17,490,796.53)	16,473,201.47	22,091,175.00	(17,490,796.53)	0.00	0.00	4,600,376.47	0.00	1,160,506.00	0.00	3,432,236.00	4,592,742.00
Lump-sum for Step Increments - Length of Service	5010499010	291,000.00	0.00	291,000.00	291,000.00	0.00	0.00	291,000.00	0.00	0.00	0.00	0.00	291,000.00	291,000.00
Loyalty Award - Civilian	5010499015	170,000.00	110,000.00	280,000.00	170,000.00	110,000.00	0.00	0.00	280,000.00	0.00	0.00	0.00	280,000.00	280,000.00
Other Personnel Benefits	5010499099	0.00	6,940,943.80	6,940,943.80	0.00	6,940,943.80	0.00	0.00	6,940,943.80	0.00	0.00	0.00	6,940,943.80	6,940,943.80
Maintenance and Other Operating Expenses		155,953,000.00	(6,868,000.00)	149,085,000.00	155,953,000.00	(6,868,000.00)	0.00	0.00	149,085,000.00	17,153,661.30	46,985,884.03	15,869,409.38	57,520,748.74	137,539,703.45
Travelling Expenses		8,000,000.00	(423,683.67)	7,576,316.33	8,000,000.00	(423,683.67)	0.00	0.00	7,576,316.33	781,144.97	2,069,760.47	2,064,360.54	1,635,737.84	6,551,003.82
Travelling Expenses - Local	5020101000	8,000,000.00	(423,683.67)	7,576,316.33	8,000,000.00	(423,683.67)	0.00	0.00	7,576,316.33	781,144.97	2,069,760.47	2,064,360.54	1,635,737.84	6,551,003.82
Training and Scholarship Expenses		4,750,000.00	1,078,579.31	5,828,579.31	4,750,000.00	1,078,579.31	0.00	0.00	5,828,579.31	1,031,490.00	637,935.40	842,625.00	2,116,528.91	4,828,579.31
Training Expenses	5020201000	4,750,000.00	1,078,579.31	5,828,579.31	4,750,000.00	1,078,579.31	0.00	0.00	5,828,579.31	1,031,490.00	637,935.40	842,625.00	2,116,528.91	4,828,579.31

This report was generated using the Unified Reporting System on January 26, 2024 9:21 AM; Status : SUBMITTED

Agency/Entity : Mountain Province State University
 Operating Unit : < not applicable >
 Organization Code (UACS) : 08 020 0000000
 Fund Cluster : 01 - Regular Agency Fund

(e.g. UACS Fund Cluster: 01-Regular Agency Fund, 02-Foreign Assisted Projects Fund, 03-Special Account-Locally Funded/Domestic Grants Fund, and 04-Special Account-Foreign Assisted/Foreign Grants Fund)

Particulars	UACS CODE	Appropriations			Allotments					Obligations				
		Authorized Appropriations	Adjustments (Transfer To/From, Modifications/Augmentations)	Adjusted Appropriations	Allotments Received	Adjustments (Reductions, Modifications/Augmentations)	Transfer To	Transfer From	Adjusted Allotments	1st Quarter Ending March 31	2nd Quarter Ending June 30	3rd Quarter Ending September 30	4th Quarter Ending December 31	Total
1	2	3	4	5=(3+4)	6	7	8	9	10=[(6+)-]-7]-8+9]	11	12	13	14	15=(11+12+13+14)
Training Expenses	5020201002	4,750,000.00	1,078,579.31	5,828,579.31	4,750,000.00	1,078,579.31	0.00	0.00	5,828,579.31	1,031,490.00	837,935.40	842,625.00	2,118,528.91	4,828,579.31
Supplies and Materials Expenses		31,900,000.00	(4,099,589.38)	27,800,410.64	31,900,000.00	(4,099,589.38)	0.00	0.00	27,800,410.64	3,203,382.88	4,163,542.35	5,888,508.18	14,067,407.15	27,422,838.64
Office Supplies Expenses	5020301000	28,100,000.00	(4,017,510.25)	24,082,489.75	28,100,000.00	(4,017,510.25)	0.00	0.00	24,082,489.75	2,393,099.58	3,368,073.56	5,115,529.65	12,828,214.96	23,704,917.75
Office Supplies Expenses	5020301002	28,100,000.00	(4,017,510.25)	24,082,489.75	28,100,000.00	(4,017,510.25)	0.00	0.00	24,082,489.75	2,393,099.58	3,368,073.56	5,115,529.65	12,828,214.96	23,704,917.75
Fuel, Oil and Lubricants Expenses	5020309000	3,800,000.00	(82,079.11)	3,717,920.89	3,800,000.00	(82,079.11)	0.00	0.00	3,717,920.89	810,283.38	795,468.79	872,976.53	1,239,192.19	3,717,920.89
Utility Expenses		4,240,000.00	(387,888.08)	3,852,311.92	4,240,000.00	(387,888.08)	0.00	0.00	3,852,311.92	708,357.27	695,824.55	1,129,566.95	918,873.19	3,450,620.96
Water Expenses	5020401000	565,000.00	(87,688.08)	477,311.92	565,000.00	(87,688.08)	0.00	0.00	477,311.92	51,230.00	48,300.00	53,800.00	53,600.00	206,930.00
Electricity Expenses	5020402000	3,675,000.00	(300,000.00)	3,375,000.00	3,675,000.00	(300,000.00)	0.00	0.00	3,375,000.00	657,127.27	647,524.55	1,075,765.95	863,273.19	3,243,690.96
Communication Expenses		2,425,000.00	421,819.50	2,846,819.50	2,425,000.00	421,819.50	0.00	0.00	2,846,819.50	451,035.00	223,596.50	233,410.00	760,672.50	1,688,714.00
Postage and Courier Services	5020501000	103,000.00	(8,180.50)	94,819.50	103,000.00	(8,180.50)	0.00	0.00	94,819.50	11,035.00	19,801.50	31,410.00	14,647.50	76,684.00
Telephone Expenses	5020502000	824,000.00	530,000.00	1,354,000.00	824,000.00	530,000.00	0.00	0.00	1,354,000.00	440,000.00	132,000.00	202,000.00	312,000.00	1,086,000.00
Mobile	5020502001	824,000.00	530,000.00	1,354,000.00	824,000.00	530,000.00	0.00	0.00	1,354,000.00	440,000.00	132,000.00	202,000.00	312,000.00	1,086,000.00
Internet Subscription Expenses	5020503000	1,498,000.00	(100,000.00)	1,398,000.00	1,498,000.00	(100,000.00)	0.00	0.00	1,398,000.00	0.00	71,995.00	0.00	434,025.00	506,020.00
Survey, Research, Exploration and		2,000,000.00	0.00	2,000,000.00	2,000,000.00	0.00	0.00	0.00	2,000,000.00	0.00	0.00	0.00	0.00	0.00
Research, Exploration and Development Expenses	5020702000	2,000,000.00	0.00	2,000,000.00	2,000,000.00	0.00	0.00	0.00	2,000,000.00	0.00	0.00	0.00	0.00	0.00
Research, Exploration and Development Expenses	5020702002	2,000,000.00	0.00	2,000,000.00	2,000,000.00	0.00	0.00	0.00	2,000,000.00	0.00	0.00	0.00	0.00	0.00
Confidential, Intelligence and Extraordinary		150,000.00	0.00	150,000.00	150,000.00	0.00	0.00	0.00	150,000.00	77,540.00	65,940.50	0.00	0.00	143,480.50
Extraordinary and Miscellaneous Expenses	5021003000	150,000.00	0.00	150,000.00	150,000.00	0.00	0.00	0.00	150,000.00	77,540.00	65,940.50	0.00	0.00	143,480.50
Professional Services		10,000,000.00	0.00	10,000,000.00	10,000,000.00	0.00	0.00	0.00	10,000,000.00	6,987,543.16	2,503,705.91	355,284.68	147,732.09	9,984,265.72
Other Professional Services	5021199000	10,000,000.00	0.00	10,000,000.00	10,000,000.00	0.00	0.00	0.00	10,000,000.00	6,987,543.16	2,503,705.91	355,284.68	147,732.09	9,984,265.72
General Services		8,000,000.00	36,908.22	8,036,908.22	8,000,000.00	36,908.22	0.00	0.00	8,036,908.22	1,911,932.80	1,851,631.60	2,114,126.36	2,159,217.46	8,036,908.22
Security Services	5021203000	8,000,000.00	36,908.22	8,036,908.22	8,000,000.00	36,908.22	0.00	0.00	8,036,908.22	1,911,932.80	1,851,631.60	2,114,126.36	2,159,217.46	8,036,908.22
Repairs and Maintenance		7,825,000.00	(2,301,887.42)	5,523,112.58	7,825,000.00	(2,301,887.42)	0.00	0.00	5,523,112.58	343,508.94	126,007.00	1,287,698.72	3,765,999.92	5,523,112.58
Repairs and Maintenance - Buildings and Other	5021304000	4,170,000.00	21,913.64	4,191,913.64	4,170,000.00	21,913.64	0.00	0.00	4,191,913.64	15,078.00	0.00	1,057,538.72	3,119,296.92	4,191,913.64
Buildings	5021304001	670,000.00	(135,578.63)	534,421.37	670,000.00	(135,578.63)	0.00	0.00	534,421.37	7,880.00	0.00	5,540.00	521,001.37	534,421.37
School Buildings	5021304002	3,500,000.00	157,492.27	3,657,492.27	3,500,000.00	157,492.27	0.00	0.00	3,657,492.27	7,198.00	0.00	1,051,998.72	2,598,295.55	3,657,492.27
Repairs and Maintenance - Machinery and	5021305000	500,000.00	(8,938.06)	491,061.94	500,000.00	(8,938.06)	0.00	0.00	491,061.94	164,368.94	0.00	44,845.00	281,848.00	491,061.94
Information and Communication Technology Equipment	5021305003	500,000.00	(8,938.06)	491,061.94	500,000.00	(8,938.06)	0.00	0.00	491,061.94	164,368.94	0.00	44,845.00	281,848.00	491,061.94
Repairs and Maintenance - Transportation	5021306000	3,155,000.00	(2,314,863.00)	840,137.00	3,155,000.00	(2,314,863.00)	0.00	0.00	840,137.00	164,060.00	126,007.00	185,215.00	364,855.00	840,137.00
Motor Vehicles	5021306001	3,155,000.00	(2,314,863.00)	840,137.00	3,155,000.00	(2,314,863.00)	0.00	0.00	840,137.00	164,060.00	126,007.00	185,215.00	364,855.00	840,137.00
Financial Assistance/Subsidy		63,065,000.00	0.00	63,065,000.00	63,065,000.00	0.00	0.00	0.00	63,065,000.00	0.00	33,454,104.00	0.00	29,593,396.00	63,047,500.00
Subsidies - Others	5021499000	63,065,000.00	0.00	63,065,000.00	63,065,000.00	0.00	0.00	0.00	63,065,000.00	0.00	33,454,104.00	0.00	29,593,396.00	63,047,500.00
Taxes, Insurance Premiums and Other Fees		2,250,000.00	(1,405,155.24)	844,844.76	2,250,000.00	(1,405,155.24)	0.00	0.00	844,844.76	10,733.16	30,156.15	107,523.71	696,431.74	844,844.76
Insurance Expenses	5021503000	2,250,000.00	(1,405,155.24)	844,844.76	2,250,000.00	(1,405,155.24)	0.00	0.00	844,844.76	10,733.16	30,156.15	107,523.71	696,431.74	844,844.76
Other Maintenance and Operating Expenses		11,348,000.00	212,696.74	11,560,696.74	11,348,000.00	212,696.74	0.00	0.00	11,560,696.74	1,646,995.04	973,679.60	1,746,408.36	1,660,761.94	6,027,834.94
Advertising Expenses	5029901000	50,000.00	(10,000.00)	40,000.00	50,000.00	(10,000.00)	0.00	0.00	40,000.00	0.00	20,000.00	0.00	20,000.00	40,000.00
Representation Expenses	5029903000	2,852,000.00	(1,385,000.00)	1,467,000.00	2,852,000.00	(1,385,000.00)	0.00	0.00	1,467,000.00	227,000.00	368,000.00	434,000.00	438,000.00	1,467,000.00
Membership Dues and Contributions to	5029906000	155,000.00	0.00	155,000.00	155,000.00	0.00	0.00	0.00	155,000.00	45,000.00	101,000.00	9,000.00	0.00	155,000.00
Subscription Expenses	5029907000	100,000.00	(88,000.00)	12,000.00	100,000.00	(88,000.00)	0.00	0.00	12,000.00	0.00	0.00	0.00	12,000.00	12,000.00
Other Subscription Expenses	5029907099	100,000.00	(88,000.00)	12,000.00	100,000.00	(88,000.00)	0.00	0.00	12,000.00	0.00	0.00	0.00	12,000.00	12,000.00
Other Maintenance and Operating Expenses	5029999000	8,191,000.00	1,695,696.74	9,886,696.74	8,191,000.00	1,695,696.74	0.00	0.00	9,886,696.74	1,374,995.04	484,679.60	1,303,408.36	1,190,761.94	4,353,834.94

Capital Outlays		35,000,000.00	0.00	35,000,000.00	35,000,000.00	0.00	0.00	0.00	0.00	35,000,000.00	24,195,055.17	10,443,423.79	0.00	361,521.04	35,000,000.00
Property, Plant and Equipment Outlay		35,000,000.00	0.00	35,000,000.00	35,000,000.00	0.00	0.00	0.00	0.00	35,000,000.00	24,195,055.17	10,443,423.79	0.00	361,521.04	35,000,000.00
Buildings and Other Structures	5060404000	35,000,000.00	0.00	35,000,000.00	35,000,000.00	0.00	0.00	0.00	0.00	35,000,000.00	24,195,055.17	10,443,423.79	0.00	361,521.04	35,000,000.00
School Buildings	5060404002	25,000,000.00	0.00	25,000,000.00	25,000,000.00	0.00	0.00	0.00	0.00	25,000,000.00	24,195,055.17	750,000.00	0.00	54,944.83	25,000,000.00
Hostels and Dormitories	5060404006	10,000,000.00	0.00	10,000,000.00	10,000,000.00	0.00	0.00	0.00	0.00	10,000,000.00	0.00	9,693,423.79	0.00	306,576.21	10,000,000.00
B. AUTOMATIC APPROPRIATIONS		13,878,000.00	2,224,697.00	16,203,697.00	16,203,697.00	0.00	0.00	0.00	0.00	16,203,697.00	3,903,989.13	3,933,577.01	4,125,567.43	4,134,092.63	16,087,226.20
Retirement and Life Insurance Premiums		13,878,000.00	2,224,697.00	16,203,697.00	16,203,697.00	0.00	0.00	0.00	0.00	16,203,697.00	3,903,989.13	3,933,577.01	4,125,567.43	4,134,092.63	16,087,226.20
C. SPECIAL PURPOSE FUNDS		0.00	3,714,557.00	3,714,557.00	0.00	3,714,557.00	0.00	0.00	0.00	3,714,557.00	210,989.00	0.00	2,886,265.00	617,303.00	3,714,557.00
Pension and Gratuity Fund		0.00	3,714,557.00	3,714,557.00	0.00	3,714,557.00	0.00	0.00	0.00	3,714,557.00	210,989.00	0.00	2,886,265.00	617,303.00	3,714,557.00
Other Personnel Benefits	5010400000	0.00	3,714,557.00	3,714,557.00	0.00	3,714,557.00	0.00	0.00	0.00	3,714,557.00	210,989.00	0.00	2,886,265.00	617,303.00	3,714,557.00
Terminal Leave Benefits		0.00	3,714,557.00	3,714,557.00	0.00	3,714,557.00	0.00	0.00	0.00	3,714,557.00	210,989.00	0.00	2,886,265.00	617,303.00	3,714,557.00
Terminal Leave Benefits - Civilian	5010403001	0.00	3,714,557.00	3,714,557.00	0.00	3,714,557.00	0.00	0.00	0.00	3,714,557.00	210,989.00	0.00	2,886,265.00	617,303.00	3,714,557.00

This report was generated using the Unified Reporting System on January 26, 2024 9:21 AM; Status : SUBMITTED

GRAND TOTAL		403,128,000.00	5,939,254.00	409,067,254.00	393,479,872.00	3,714,557.00	0.00	0.00	0.00	397,194,429.00	82,318,399.08	107,735,451.18	64,363,832.63	131,117,344.29	385,635,027.18
--------------------	--	-----------------------	---------------------	-----------------------	-----------------------	---------------------	-------------	-------------	-------------	-----------------------	----------------------	-----------------------	----------------------	-----------------------	-----------------------

SUMMARY OF APPROPRIATIONS, ALLOTMENTS, OBLIGATIONS, DISBURSEMENTS AND BALANCES BY OBJECT OF EXPENDITURES

As at the Quarter Ending December 31, 2023

Department : State Universities and Colleges (SUCs)
Agency/Entity : Mountain Province State University
Operating Unit : < not applicable >
Organization Code (UACS) : 08 020 0000000
Fund Cluster : 01 - Regular Agency Fund

X	Current Year Appropriations
	Supplemental Appropriations
	Continuing Appropriations

(e.g. UACS Fund Cluster: 01-Regular Agency Fund, 02-Foreign Assisted Projects Fund, 03-Special Account-Locally Funded/Domestic Grants Fund, and 04-Special Account-Foreign Assisted/Foreign Grants Fund)

Particulars	UACS CODE	Disbursements					Balances			
		1st Quarter Ending March 31	2nd Quarter Ending June 30	3rd Quarter Ending September 30	4th Quarter Ending December 31	Total	Unreleased Appropriations	Unobligated Allotments	Unpaid Obligations (15-20)=(23+24)	
		16	17	18	19	20=(16+17+18+19)	21=(5-10)	22=(10-15)	Due and Demandable	Not Yet Due and Demandable
1	2	16	17	18	19	20=(16+17+18+19)	21=(5-10)	22=(10-15)	23	24
SUMMARY		58,200,849.23	67,581,891.68	112,992,126.84	129,201,201.54	367,976,069.29	11,872,825.00	11,659,401.82	9,392,954.47	8,166,003.42
A. AGENCY SPECIFIC BUDGET		54,085,871.10	63,648,314.67	105,980,294.41	124,449,805.91	348,164,286.09	11,872,825.00	11,552,931.02	9,392,954.47	8,166,003.42
Personnel Services		36,832,704.48	46,384,566.35	41,406,990.82	68,559,278.88	193,183,540.53	11,872,825.00	7,634.47	0.00	0.00
Salaries and Wages		32,550,820.40	32,837,926.99	33,187,590.10	30,689,092.98	129,265,430.47	0.00	0.00	0.00	0.00
Salaries and Wages - Regular	5010101000	32,550,820.40	32,837,926.99	33,187,590.10	30,689,092.98	129,265,430.47	0.00	0.00	0.00	0.00
Basic Salary - Civilian	5010101001	32,550,820.40	32,837,926.99	33,187,590.10	30,689,092.98	129,265,430.47	0.00	0.00	0.00	0.00
Other Compensation		3,541,806.38	11,518,265.66	7,461,944.03	25,332,987.62	47,855,003.69	0.00	0.00	0.00	0.00
Personal Economic Relief Allowance (PERA)	5010201000	1,436,090.86	1,453,909.16	1,492,069.03	1,545,580.05	5,927,649.10	0.00	0.00	0.00	0.00
PERA - Civilian	5010201001	1,436,090.86	1,453,909.16	1,492,069.03	1,545,580.05	5,927,649.10	0.00	0.00	0.00	0.00
Representation Allowance (RA)	5010202000	94,000.00	42,000.00	74,000.00	37,000.00	247,000.00	0.00	0.00	0.00	0.00
Transportation Allowance (TA)	5010203000	54,000.00	22,000.00	34,000.00	17,000.00	127,000.00	0.00	0.00	0.00	0.00
Transportation Allowance (TA)	5010203001	54,000.00	22,000.00	34,000.00	17,000.00	127,000.00	0.00	0.00	0.00	0.00
Clothing/Uniform Allowance	5010204000	1,302,000.00	0.00	0.00	18,000.00	1,320,000.00	0.00	0.00	0.00	0.00
Clothing/Uniform Allowance - Civilian	5010204001	1,302,000.00	0.00	0.00	18,000.00	1,320,000.00	0.00	0.00	0.00	0.00
Honoraria	5010210000	655,715.52	293,356.50	5,861,875.00	1,355,630.00	8,166,577.02	0.00	0.00	0.00	0.00
Honoraria - Civilian	5010210001	655,715.52	293,356.50	5,861,875.00	1,355,630.00	8,166,577.02	0.00	0.00	0.00	0.00
Hazard Pay (HP)	5010211000	0.00	0.00	0.00	245,000.00	245,000.00	0.00	0.00	0.00	0.00
HP - Magna Carta Benefits for Public Health Workers under R.A. 7305	5010211005	0.00	0.00	0.00	245,000.00	245,000.00	0.00	0.00	0.00	0.00
Overtime and Night Pay	5010213000	0.00	0.00	0.00	1,598,135.72	1,598,135.72	0.00	0.00	0.00	0.00
Overtime Pay	5010213001	0.00	0.00	0.00	1,598,135.72	1,598,135.72	0.00	0.00	0.00	0.00
Year End Bonus	5010214000	0.00	0.00	0.00	11,143,391.85	11,143,391.85	0.00	0.00	0.00	0.00
Bonus - Civilian	5010214001	0.00	0.00	0.00	11,143,391.85	11,143,391.85	0.00	0.00	0.00	0.00
Cash Gift	5010215000	0.00	0.00	0.00	1,258,250.00	1,258,250.00	0.00	0.00	0.00	0.00
Cash Gift - Civilian	5010215001	0.00	0.00	0.00	1,258,250.00	1,258,250.00	0.00	0.00	0.00	0.00

Year	Bi	Civilian	6000	0.00	9,707,000.00	0	0.00	9,707,000.00	0.00	0.00	0.00	0.00
Mid-Year Bonus - Civilian			5010216001	0.00	9,707,000.00	0.00	0.00	9,707,000.00	0.00	0.00	0.00	0.00
Other Bonuses and Allowances			5010299000	0.00	0.00	0.00	8,115,000.00	8,115,000.00	0.00	0.00	0.00	0.00
Collective Negotiation Agreement Incentive - Civilian			5010299011	0.00	0.00	0.00	6,868,000.00	6,868,000.00	0.00	0.00	0.00	0.00
Productivity Enhancement Incentive - Civilian			5010299012	0.00	0.00	0.00	1,247,000.00	1,247,000.00	0.00	0.00	0.00	0.00
Personnel Benefit Contributions				740,077.70	742,882.00	757,456.69	798,283.46	3,038,699.85	0.00	0.00	0.00	0.00
Pag-IBIG Contributions			5010302000	71,900.00	72,200.00	74,600.00	78,600.00	297,300.00	0.00	0.00	0.00	0.00
Pag-IBIG - Civilian			5010302001	71,900.00	72,200.00	74,600.00	78,600.00	297,300.00	0.00	0.00	0.00	0.00
PhilHealth Contributions			5010303000	596,477.70	598,282.00	606,756.69	641,983.46	2,443,499.85	0.00	0.00	0.00	0.00
PhilHealth - Civilian			5010303001	596,477.70	598,282.00	606,756.69	641,983.46	2,443,499.85	0.00	0.00	0.00	0.00
Employees Compensation Insurance Premiums			5010304000	71,700.00	72,400.00	76,100.00	77,700.00	297,900.00	0.00	0.00	0.00	0.00
ECIP - Civilian			5010304001	71,700.00	72,400.00	76,100.00	77,700.00	297,900.00	0.00	0.00	0.00	0.00
Other Personnel Benefits				0.00	1,285,491.70	0.00	11,738,914.82	13,024,406.52	11,872,825.00	7,634.47	0.00	0.00
Terminal Leave Benefits			5010403000	0.00	124,985.70	0.00	794,735.02	919,720.72	0.00	0.00	0.00	0.00
Terminal Leave Benefits - Civilian			5010403001	0.00	124,985.70	0.00	794,735.02	919,720.72	0.00	0.00	0.00	0.00
Other Personnel Benefits			5010499000	0.00	1,160,506.00	0.00	10,944,179.80	12,104,685.80	11,872,825.00	7,634.47	0.00	0.00
Lump-sum for Filling of Positions - Civilian			5010499007	0.00	1,160,506.00	0.00	3,432,236.00	4,592,742.00	11,872,825.00	7,634.47	0.00	0.00
Lump-sum for Step Increments - Length of Service			5010499010	0.00	0.00	0.00	291,000.00	291,000.00	0.00	0.00	0.00	0.00
Loyalty Award - Civilian			5010499015	0.00	0.00	0.00	280,000.00	280,000.00	0.00	0.00	0.00	0.00
Other Personnel Benefits			5010499099	0.00	0.00	0.00	6,940,943.80	6,940,943.80	0.00	0.00	0.00	0.00
Maintenance and Other Operating Expenses				13,623,908.34	11,940,555.97	50,450,228.85	52,132,055.82	128,146,748.98	0.00	11,545,296.55	9,392,954.47	0.00
Traveling Expenses				713,304.97	1,882,967.47	2,280,833.54	1,650,897.84	6,528,003.82	0.00	1,025,312.51	23,000.00	0.00
Traveling Expenses - Local			5020101000	713,304.97	1,882,967.47	2,280,833.54	1,650,897.84	6,528,003.82	0.00	1,025,312.51	23,000.00	0.00
Training and Scholarship Expenses				561,015.00	516,360.40	1,306,175.00	2,340,028.91	4,723,579.31	0.00	1,000,000.00	105,000.00	0.00
Training Expenses			5020201000	561,015.00	516,360.40	1,306,175.00	2,340,028.91	4,723,579.31	0.00	1,000,000.00	105,000.00	0.00

This report was generated using the Unified Reporting System on January 26, 2024 9:21 AM; Status : SUBMITTED

Department : State Universities and Colleges (SUCs)
Agency/Entity : Mountain Province State University
Operating Unit : < not applicable >
Organization Code (UACS) : 08 020 000000
Fund Cluster : 01 - Regular Agency Fund

X	Current Year Appropriations
	Supplemental Appropriations
	Continuing Appropriations

(e.g. UACS Fund Cluster: 01-Regular Agency Fund, 02-Foreign Assisted Projects Fund, 03-Special Account-Locally Funded/Domestic Grants Fund, and 04-Special Account-Foreign Assisted/Foreign Grants Fund)

Particulars	UACS CODE	Disbursements					Total	Balances			
		1st Quarter Ending March 31	2nd Quarter Ending June 30	3rd Quarter Ending September 30	4th Quarter Ending December 31	Unreleased Appropriations		Unobligated Allotments	Unpaid Obligations (15-20)=(23+24)		
		16	17	18	19				20=(16+17+18+19)	21=(5-10)	22=(10-15)
Training Expenses	5020201002	561,015.00	516,360.40	1,306,175.00	2,340,028.91	4,723,579.31	0.00	1,000,000.00	105,000.00	0.00	
Supplies and Materials Expenses		1,382,457.79	2,797,892.60	6,072,044.55	10,874,475.45	21,126,870.39	0.00	377,572.00	6,295,968.25	0.00	
Office Supplies Expenses	5020301000	782,157.62	1,821,794.26	5,169,714.36	9,635,283.26	17,408,949.50	0.00	377,572.00	6,295,968.25	0.00	
Office Supplies Expenses	5020301002	782,157.62	1,821,794.26	5,169,714.36	9,635,283.26	17,408,949.50	0.00	377,572.00	6,295,968.25	0.00	
Fuel, Oil and Lubricants Expenses	5020309000	600,300.17	976,098.34	902,330.19	1,239,192.19	3,717,920.89	0.00	0.00	0.00	0.00	
Utility Expenses		459,008.42	896,873.40	1,177,885.95	916,873.19	3,450,620.96	0.00	401,690.96	0.00	0.00	
Water Expenses	5020401000	51,230.00	0.00	102,100.00	53,600.00	206,930.00	0.00	270,381.92	0.00	0.00	
Electricity Expenses	5020402000	407,778.42	896,873.40	1,075,785.95	863,273.19	3,243,690.96	0.00	131,309.04	0.00	0.00	
Communication Expenses		451,035.00	196,601.50	233,410.00	677,582.50	1,558,629.00	0.00	1,178,105.50	110,085.00	0.00	
Postage and Courier Services	5020501000	11,035.00	19,601.50	31,410.00	14,647.50	76,694.00	0.00	18,125.50	0.00	0.00	
Telephone Expenses	5020502000	440,000.00	132,000.00	202,000.00	312,000.00	1,086,000.00	0.00	268,000.00	0.00	0.00	
Mobile	5020502001	440,000.00	132,000.00	202,000.00	312,000.00	1,086,000.00	0.00	268,000.00	0.00	0.00	
Internet Subscription Expenses	5020503000	0.00	45,000.00	0.00	350,935.00	395,935.00	0.00	891,980.00	110,085.00	0.00	
Survey, Research, Exploration and		0.00	0.00	0.00	0.00	0.00	0.00	2,000,000.00	0.00	0.00	
Research, Exploration and Development Expenses	5020702000	0.00	0.00	0.00	0.00	0.00	0.00	2,000,000.00	0.00	0.00	
Research, Exploration and Development Expenses	5020702002	0.00	0.00	0.00	0.00	0.00	0.00	2,000,000.00	0.00	0.00	
Confidential, Intelligence and Extraordinary		77,540.00	65,940.50	0.00	0.00	143,480.50	0.00	6,519.50	0.00	0.00	
Extraordinary and Miscellaneous Expenses	5021003000	77,540.00	65,940.50	0.00	0.00	143,480.50	0.00	6,519.50	0.00	0.00	
Professional Services		6,987,543.16	2,503,705.91	355,284.56	147,732.09	9,994,265.72	0.00	5,734.28	0.00	0.00	
Other Professional Services	5021199000	6,987,543.16	2,503,705.91	355,284.56	147,732.09	9,994,265.72	0.00	5,734.28	0.00	0.00	
General Services		1,911,932.80	1,582,700.60	2,383,057.36	2,159,217.46	8,036,908.22	0.00	0.00	0.00	0.00	
Security Services	5021203000	1,911,932.80	1,582,700.60	2,383,057.36	2,159,217.46	8,036,908.22	0.00	0.00	0.00	0.00	
Repairs and Maintenance		71,638.00	378,089.44	1,197,985.22	1,666,848.70	3,314,561.36	0.00	0.00	2,208,551.22	0.00	
Repairs and Maintenance - Buildings and Other	5021304000	15,078.00	0.00	1,057,538.72	910,745.70	1,983,362.42	0.00	0.00	2,208,551.22	0.00	
Buildings	5021304001	7,880.00	0.00	5,540.00	521,001.37	534,421.37	0.00	0.00	0.00	0.00	
School Buildings	5021304002	7,198.00	0.00	1,051,998.72	389,744.33	1,448,941.05	0.00	0.00	2,208,551.22	0.00	
Repairs and Maintenance - Machinery and	5021305000	0.00	155,532.44	9,981.50	325,548.00	491,061.94	0.00	0.00	0.00	0.00	
Information and Communication Technology Equipment	5021305003	0.00	155,532.44	9,981.50	325,548.00	491,061.94	0.00	0.00	0.00	0.00	
Repairs and Maintenance - Transportation	5021306000	56,560.00	222,557.00	130,465.00	430,555.00	840,137.00	0.00	0.00	0.00	0.00	

Subsidies - Others	5021499000	0.00	0.00	33,454,104.00	29,593,396.00	63,047,500.00	0.00	17,500.00	0.00	0.00
Taxes, Insurance Premiums and Other Fees		10,733.16	30,156.15	107,523.71	696,431.74	844,844.76	0.00	0.00	0.00	0.00
Insurance Expenses	5021503000	10,733.16	30,156.15	107,523.71	696,431.74	844,844.76	0.00	0.00	0.00	0.00
Other Maintenance and Operating Expenses		997,700.04	1,089,268.00	1,881,944.96	1,408,571.94	5,377,484.94	0.00	5,532,861.80	650,350.00	0.00
Advertising Expenses	5029901000	0.00	20,000.00	0.00	20,000.00	40,000.00	0.00	0.00	0.00	0.00
Representation Expenses	5029903000	227,000.00	368,000.00	434,000.00	438,000.00	1,467,000.00	0.00	0.00	0.00	0.00
Membership Dues and Contributions to	5029906000	45,000.00	101,000.00	9,000.00	0.00	155,000.00	0.00	0.00	0.00	0.00
Subscription Expenses	5029907000	0.00	0.00	0.00	12,000.00	12,000.00	0.00	0.00	0.00	0.00
Other Subscription Expenses	5029907099	0.00	0.00	0.00	12,000.00	12,000.00	0.00	0.00	0.00	0.00
Other Maintenance and Operating Expenses	5029999000	725,700.04	600,268.00	1,438,944.96	938,571.94	3,703,484.94	0.00	5,532,861.80	650,350.00	0.00
Other Maintenance and Operating Expenses	5029999099	725,700.04	600,268.00	1,438,944.96	938,571.94	3,703,484.94	0.00	5,532,861.80	650,350.00	0.00
Capital Outlays		3,629,258.28	5,323,192.35	14,123,074.74	3,758,471.21	26,833,996.58	0.00	0.00	0.00	8,166,003.42
Property, Plant and Equipment Outlay		3,629,258.28	5,323,192.35	14,123,074.74	3,758,471.21	26,833,996.58	0.00	0.00	0.00	8,166,003.42
Buildings and Other Structures	5060404000	3,629,258.28	5,323,192.35	14,123,074.74	3,758,471.21	26,833,996.58	0.00	0.00	0.00	8,166,003.42
School Buildings	5060404002	3,629,258.28	5,323,192.35	11,349,787.73	3,758,471.21	24,060,709.57	0.00	0.00	0.00	939,290.43
Hostels and Dormitories	5060404006	0.00	0.00	2,773,287.01	0.00	2,773,287.01	0.00	0.00	0.00	7,226,712.99
B. AUTOMATIC APPROPRIATIONS		3,903,989.13	3,933,577.01	4,125,567.43	4,134,092.63	16,097,226.20	0.00	106,470.80	0.00	0.00
Retirement and Life Insurance Premiums		3,903,989.13	3,933,577.01	4,125,567.43	4,134,092.63	16,097,226.20	0.00	106,470.80	0.00	0.00
C. SPECIAL PURPOSE FUNDS		210,989.00	0.00	2,886,265.00	617,303.00	3,714,557.00	0.00	0.00	0.00	0.00
Pension and Gratuity Fund		210,989.00	0.00	2,886,265.00	617,303.00	3,714,557.00	0.00	0.00	0.00	0.00
Other Personnel Benefits	5010400000	210,989.00	0.00	2,886,265.00	617,303.00	3,714,557.00	0.00	0.00	0.00	0.00
Terminal Leave Benefits		210,989.00	0.00	2,886,265.00	617,303.00	3,714,557.00	0.00	0.00	0.00	0.00
Terminal Leave Benefits - Civilian	5010403001	210,989.00	0.00	2,886,265.00	617,303.00	3,714,557.00	0.00	0.00	0.00	0.00


This report was generated using the Unified Reporting System on January 26, 2024 9:21 AM; Status : SUBMITTED

GRAND TOTAL		58,200,849.23	67,581,891.68	112,992,126.84	129,201,201.54	367,976,069.29	11,872,825.00	11,659,401.82	9,392,954.47	8,166,003.42
--------------------	--	----------------------	----------------------	-----------------------	-----------------------	-----------------------	----------------------	----------------------	---------------------	---------------------


Certified Correct:


NORMA W. AKILITH
 Administrative Officer V
 Date: January 24, 2024 11:19 AM


Certified Correct:


REXON T. DAMAYAN
 Accountant III
 Date: January 24, 2024 11:19 AM

Recommending Approval By:


DEXTER C. LINGBAWAN
 Vice President for Administration and Finance
 Date: January 24, 2024 11:24 AM

Approved By:


EDGAR G. CUE
 SUC President III
 Date: January 25, 2024 09:10 AM

SUMMARY OF APPROPRIATIONS, ALLOTMENTS, OBLIGATIONS, DISBURSEMENTS AND BALANCES BY OBJECT OF EXPENDITURES

As at the Quarter Ending December 31, 2023

Department : State Universities and Colleges (SUCs)
 Agency/Entity : Mountain Province State University
 Operating Unit : < not applicable >
 Organization Code (UACS) : 08 020 0000000
 Fund Cluster : 01 - Regular Agency Fund

	Current Year Appropriations
	Supplemental Appropriations
X	Continuing Appropriations

(e.g. UACS Fund Cluster: 01-Regular Agency Fund, 02-Foreign Assisted Projects Fund, 03-Special Account-Locally Funded/Domestic Grants Fund, and 04-Special Account-Foreign Assisted/Foreign Grants Fund)

Particulars	UACS CODE	Appropriations			Allotments					Obligations				
		Authorized Appropriations	Adjustments (Transfer To/From, Modifications/Augmentations)	Adjusted Appropriations	Allotments Received	Adjustments (Reductions, Modifications/Augmentations)	Transfer To	Transfer From	Adjusted Allotments	1st Quarter Ending March 31	2nd Quarter Ending June 30	3rd Quarter Ending September 30	4th Quarter Ending December 31	Total
1	2	3	4	5=(3+4)	6	7	8	9	10=[(6+(-)7)-8+9]	11	12	13	14	15=(11+12+13+14)
SUMMARY		2,237,322.72	0.00	2,237,322.72	2,237,322.72	0.00	0.00	0.00	2,237,322.72	188,197.72	419,200.00	196,600.00	1,453,325.00	2,237,322.72
I. AGENCY SPECIFIC BUDGET		2,237,322.72	0.00	2,237,322.72	2,237,322.72	0.00	0.00	0.00	2,237,322.72	188,197.72	419,200.00	196,600.00	1,453,325.00	2,237,322.72
Personnel Services		0.00	0.00	0.00	0.00	0.00	0.00	0.00	0.00	0.00	0.00	0.00	0.00	0.00
Other Personnel Benefits		0.00	0.00	0.00	0.00	0.00	0.00	0.00	0.00	0.00	0.00	0.00	0.00	0.00
Other Personnel Benefits	5010499000	0.00	0.00	0.00	0.00	0.00	0.00	0.00	0.00	0.00	0.00	0.00	0.00	0.00
Other Personnel Benefits	5010499099	0.00	0.00	0.00	0.00	0.00	0.00	0.00	0.00	0.00	0.00	0.00	0.00	0.00
Maintenance and Other Operating Expenses		2,199,323.68	0.00	2,199,323.68	2,199,323.68	0.00	0.00	0.00	2,199,323.68	130,188.88	419,200.00	196,600.00	1,453,325.00	2,199,323.68
Training and Scholarship Expenses		1,000,000.00	0.00	1,000,000.00	1,000,000.00	0.00	0.00	0.00	1,000,000.00	127,475.00	419,200.00	0.00	453,325.00	1,000,000.00
Training Expenses	5020201000	1,000,000.00	0.00	1,000,000.00	1,000,000.00	0.00	0.00	0.00	1,000,000.00	127,475.00	419,200.00	0.00	453,325.00	1,000,000.00
Training Expenses	5020201002	1,000,000.00	0.00	1,000,000.00	1,000,000.00	0.00	0.00	0.00	1,000,000.00	127,475.00	419,200.00	0.00	453,325.00	1,000,000.00
Supplies and Materials Expenses		2,723.68	0.00	2,723.68	2,723.68	0.00	0.00	0.00	2,723.68	2,723.68	0.00	0.00	0.00	2,723.68
Office Supplies Expenses	5020301000	2,723.68	0.00	2,723.68	2,723.68	0.00	0.00	0.00	2,723.68	2,723.68	0.00	0.00	0.00	2,723.68
Office Supplies Expenses	5020301002	2,723.68	0.00	2,723.68	2,723.68	0.00	0.00	0.00	2,723.68	2,723.68	0.00	0.00	0.00	2,723.68
Survey, Research, Exploration and		1,000,000.00	0.00	1,000,000.00	1,000,000.00	0.00	0.00	0.00	1,000,000.00	0.00	0.00	0.00	1,000,000.00	1,000,000.00
Research, Exploration and Development Expenses	5020702000	1,000,000.00	0.00	1,000,000.00	1,000,000.00	0.00	0.00	0.00	1,000,000.00	0.00	0.00	0.00	1,000,000.00	1,000,000.00
Research, Exploration and Development	5020702002	1,000,000.00	0.00	1,000,000.00	1,000,000.00	0.00	0.00	0.00	1,000,000.00	0.00	0.00	0.00	1,000,000.00	1,000,000.00
Financial Assistance/Subsidy		184,950.00	0.00	184,950.00	184,950.00	0.00	0.00	0.00	184,950.00	0.00	0.00	184,950.00	0.00	184,950.00
Subsidies - Others	5021499000	184,950.00	0.00	184,950.00	184,950.00	0.00	0.00	0.00	184,950.00	0.00	0.00	184,950.00	0.00	184,950.00
Other Maintenance and Operating Expenses		11,650.00	0.00	11,650.00	11,650.00	0.00	0.00	0.00	11,650.00	0.00	0.00	11,650.00	0.00	11,650.00
Other Maintenance and Operating Expenses	5029999000	11,650.00	0.00	11,650.00	11,650.00	0.00	0.00	0.00	11,650.00	0.00	0.00	11,650.00	0.00	11,650.00
Other Maintenance and Operating Expenses	5029999099	11,650.00	0.00	11,650.00	11,650.00	0.00	0.00	0.00	11,650.00	0.00	0.00	11,650.00	0.00	11,650.00
Capital Outlays		37,999.04	0.00	37,999.04	37,999.04	0.00	0.00	0.00	37,999.04	37,999.04	0.00	0.00	0.00	37,999.04
Property, Plant and Equipment Outlay		37,999.04	0.00	37,999.04	37,999.04	0.00	0.00	0.00	37,999.04	37,999.04	0.00	0.00	0.00	37,999.04
Machinery and Equipment Outlay	5060405000	37,999.04	0.00	37,999.04	37,999.04	0.00	0.00	0.00	37,999.04	37,999.04	0.00	0.00	0.00	37,999.04
Other Machinery and Equipment	5060405099	37,999.04	0.00	37,999.04	37,999.04	0.00	0.00	0.00	37,999.04	37,999.04	0.00	0.00	0.00	37,999.04
GRAND TOTAL		2,237,322.72	0.00	2,237,322.72	2,237,322.72	0.00	0.00	0.00	2,237,322.72	188,197.72	419,200.00	196,600.00	1,453,325.00	2,237,322.72

This report was generated using the Unified Reporting System on January 26, 2024 3:05 PM; Status : SUBMITTED

SUMMARY OF APPROPRIATIONS, ALLOTMENTS, OBLIGATIONS, DISBURSEMENTS AND BALANCES BY OBJECT OF EXPENDITURES

As at the Quarter Ending December 31, 2023

Department : State Universities and Colleges (SUCs)
 Agency/Entity : Mountain Province State University
 Operating Unit : < not applicable >
 Organization Code (UACS) : 08 020 0000000
 Fund Cluster : 01 - Regular Agency Fund

	Current Year Appropriations
	Supplemental Appropriations
X	Continuing Appropriations

(e.g. UACS Fund Cluster: 01-Regular Agency Fund, 02-Foreign Assisted Projects Fund, 03-Special Account-Locally Funded/Domestic Grants Fund, and 04-Special Account-Foreign Assisted/Foreign Grants Fund)


Particulars	UACS CODE	Disbursements					Total	Balances			
		1st Quarter Ending March 31	2nd Quarter Ending June 30	3rd Quarter Ending September 30	4th Quarter Ending December 31	Unreleased Appropriations		Unobligated Allotments	Unpaid Obligations (15-20)=(23+24)		
		16	17	18	19	20=(16+17+18+19)		21=(5-10)	22=(10-15)	Due and Demandable 23	Not Yet Due and Demandable 24
SUMMARY		2,723.68	546,675.00	234,599.04	1,075,753.00	1,859,750.72	0.00	0.00	377,572.00	0.00	
I. AGENCY SPECIFIC BUDGET		2,723.68	546,675.00	234,599.04	1,075,753.00	1,859,750.72	0.00	0.00	377,572.00	0.00	
Personnel Services		0.00	0.00	0.00	0.00	0.00	0.00	0.00	0.00	0.00	
Other Personnel Benefits		0.00	0.00	0.00	0.00	0.00	0.00	0.00	0.00	0.00	
Other Personnel Benefits	5010499000	0.00	0.00	0.00	0.00	0.00	0.00	0.00	0.00	0.00	
Other Personnel Benefits	5010499099	0.00	0.00	0.00	0.00	0.00	0.00	0.00	0.00	0.00	
Maintenance and Other Operating Expenses		2,723.68	546,675.00	196,600.00	1,075,753.00	1,821,751.68	0.00	0.00	377,572.00	0.00	
Training and Scholarship Expenses		0.00	546,675.00	0.00	453,325.00	1,000,000.00	0.00	0.00	0.00	0.00	
Training Expenses	5020201000	0.00	546,675.00	0.00	453,325.00	1,000,000.00	0.00	0.00	0.00	0.00	
Training Expenses	5020201002	0.00	546,675.00	0.00	453,325.00	1,000,000.00	0.00	0.00	0.00	0.00	
Supplies and Materials Expenses		2,723.68	0.00	0.00	0.00	2,723.68	0.00	0.00	0.00	0.00	
Office Supplies Expenses	5020301000	2,723.68	0.00	0.00	0.00	2,723.68	0.00	0.00	0.00	0.00	
Office Supplies Expenses	5020301002	2,723.68	0.00	0.00	0.00	2,723.68	0.00	0.00	0.00	0.00	
Survey, Research, Exploration and		0.00	0.00	0.00	622,428.00	622,428.00	0.00	0.00	377,572.00	0.00	
Research, Exploration and Development Expenses	5020702000	0.00	0.00	0.00	622,428.00	622,428.00	0.00	0.00	377,572.00	0.00	
Research, Exploration and Development	5020702002	0.00	0.00	0.00	622,428.00	622,428.00	0.00	0.00	377,572.00	0.00	
Financial Assistance/Subsidy		0.00	0.00	184,950.00	0.00	184,950.00	0.00	0.00	0.00	0.00	
Subsidies - Others	5021499000	0.00	0.00	184,950.00	0.00	184,950.00	0.00	0.00	0.00	0.00	
Other Maintenance and Operating Expenses		0.00	0.00	11,650.00	0.00	11,650.00	0.00	0.00	0.00	0.00	
Other Maintenance and Operating Expenses	5029999000	0.00	0.00	11,650.00	0.00	11,650.00	0.00	0.00	0.00	0.00	
Other Maintenance and Operating Expenses	5029999099	0.00	0.00	11,650.00	0.00	11,650.00	0.00	0.00	0.00	0.00	
Capital Outlays		0.00	0.00	37,999.04	0.00	37,999.04	0.00	0.00	0.00	0.00	
Property, Plant and Equipment Outlay		0.00	0.00	37,999.04	0.00	37,999.04	0.00	0.00	0.00	0.00	
Machinery and Equipment Outlay	5060405000	0.00	0.00	37,999.04	0.00	37,999.04	0.00	0.00	0.00	0.00	
Other Machinery and Equipment	5060405099	0.00	0.00	37,999.04	0.00	37,999.04	0.00	0.00	0.00	0.00	
GRAND TOTAL		2,723.68	546,675.00	234,599.04	1,075,753.00	1,859,750.72	0.00	0.00	377,572.00	0.00	

Certified Correct:


 NORMA W. AKILITH

Administrative Officer V
 Date: January 24, 2024 11:19 AM

Certified Correct:


 REXON T. DAMAYAN

Accountant III
 Date: January 24, 2024 11:19 AM

Recommending Approval By:


 DEXTER C. LINGBAYAN

Vice President for Administration and Finance
 Date: January 24, 2024 11:24 AM

Approved By:


 EDGAR G. CUE

SUC President III
 Date: January 25, 2024 09:10 AM