

STATEMENT OF APPROVED BUDGET, UTILIZATIONS, DISBURSEMENTS AND BALANCES

(For Off-Budgetary Funds)

As at the Quarter Ending December 31, 2023

Department : State Universities and Colleges (SUCs)
 Agency/Entity : Mountain Province State University
 Operating Unit : < not applicable >
 Organization Code : 08 020 0000000
 (UACS)
 Fund Cluster : 05 - Internally Generated Funds
 (e.g. UACS Fund Cluster: 05-Internally Generated Funds and 06-Business Related Funds)

Particulars	UACS CODE	Approved Budget			Utilizations				
		Approved Budgeted Revenue	Adjustments (Reductions, Modifications/ Augmentations)	Adjusted Budgeted Revenue	1st Quarter Ending March 31	2nd Quarter Ending June 30	3rd Quarter Ending September 30	4th Quarter Ending December 31	Total
1	2	3	4	5=[(3+(-)4)]	6	7	8	9	10=(6+7+8+9)
General Administration and Support	10000000000000	48,895,906.62	0.00	48,895,906.62	3,632,251.49	5,401,900.61	13,503,050.45	11,832,922.87	34,370,125.42
General Management and Supervision	100000100001000	48,895,906.62	0.00	48,895,906.62	3,632,251.49	5,401,900.61	13,503,050.45	11,832,922.87	34,370,125.42
MOOE		32,149,115.61	0.00	32,149,115.61	3,557,551.49	5,106,905.61	4,815,000.45	8,871,432.87	22,350,890.42
CO		16,746,791.01	0.00	16,746,791.01	74,700.00	294,995.00	8,688,050.00	2,961,490.00	12,019,235.00
Sub-Total, General Administration and Support		48,895,906.62	0.00	48,895,906.62	3,632,251.49	5,401,900.61	13,503,050.45	11,832,922.87	34,370,125.42
PS		0.00	0.00	0.00	0.00	0.00	0.00	0.00	0.00
MOOE		32,149,115.61	0.00	32,149,115.61	3,557,551.49	5,106,905.61	4,815,000.45	8,871,432.87	22,350,890.42
FinEx (if Applicable)		0.00	0.00	0.00	0.00	0.00	0.00	0.00	0.00
CO		16,746,791.01	0.00	16,746,791.01	74,700.00	294,995.00	8,688,050.00	2,961,490.00	12,019,235.00
Operations	30000000000000	89,809,274.75	0.00	89,809,274.75	5,441,720.49	12,433,773.63	12,399,275.55	26,985,015.21	57,259,784.88
OO : Relevant and quality tertiary education ensured to achieve inclusive growth and access of poor but deserving students to quality tertiary education increased	31000000000000	75,973,126.33	0.00	75,973,126.33	4,108,102.13	10,433,663.89	10,748,896.87	24,635,124.52	49,925,787.41
HIGHER EDUCATION PROGRAM	31010000000000	75,973,126.33	0.00	75,973,126.33	4,108,102.13	10,433,663.89	10,748,896.87	24,635,124.52	49,925,787.41
Provision of Higher Education Services	310100100001000	75,973,126.33	0.00	75,973,126.33	4,108,102.13	10,433,663.89	10,748,896.87	24,635,124.52	49,925,787.41
PS		1,864,170.70	0.00	1,864,170.70	0.00	0.00	0.00	1,568,100.00	1,568,100.00
MOOE		55,128,010.75	0.00	55,128,010.75	4,108,102.13	10,070,123.89	10,009,056.87	18,386,024.52	42,573,307.41
CO		18,980,944.88	0.00	18,980,944.88	0.00	363,540.00	739,840.00	4,681,000.00	5,784,380.00
OO : Higher education research improved to promote economic productivity and innovation	32000000000000	3,971,548.71	0.00	3,971,548.71	718,392.13	1,174,076.82	879,798.04	1,027,160.84	3,799,427.83
RESEARCH PROGRAM	32020000000000	3,971,548.71	0.00	3,971,548.71	718,392.13	1,174,076.82	879,798.04	1,027,160.84	3,799,427.83
Conduct of Research Services	320200100001000	3,971,548.71	0.00	3,971,548.71	718,392.13	1,174,076.82	879,798.04	1,027,160.84	3,799,427.83
MOOE		3,551,427.83	0.00	3,551,427.83	718,392.13	926,076.82	879,798.04	1,027,160.84	3,551,427.83
CO		420,120.88	0.00	420,120.88	0.00	248,000.00	0.00	0.00	248,000.00
OO : Community engagement increased	33000000000000	9,864,599.71	0.00	9,864,599.71	615,226.23	826,032.92	770,580.64	1,322,729.85	3,534,569.64
TECHNICAL ADVISORY EXTENSION PROGRAM	33010000000000	9,864,599.71	0.00	9,864,599.71	615,226.23	826,032.92	770,580.64	1,322,729.85	3,534,569.64
Provision of Extension Services	330100100001000	9,864,599.71	0.00	9,864,599.71	615,226.23	826,032.92	770,580.64	1,322,729.85	3,534,569.64
MOOE		7,962,387.80	0.00	7,962,387.80	615,226.23	758,034.92	517,010.64	1,095,729.85	2,986,001.64
CO		1,902,211.91	0.00	1,902,211.91	0.00	67,998.00	253,570.00	227,000.00	548,568.00

STATEMENT OF APPROVED BUDGET, UTILIZATIONS, DISBURSEMENTS AND BALANCES

(For Off-Budgetary Funds)

As at the Quarter Ending December 31, 2023

Department : State Universities and Colleges (SUCs)
Agency/Entity : Mountain Province State University
Operating Unit : < not applicable >
Organization Code (IIACS) : 08 020 0000000
Fund Cluster : 05 - Internally Generated Funds
 (e.g. UACS Fund Cluster: 05-Internally Generated Funds and 06-Business Related Funds)

Particulars	UACS CODE	Disbursements					Total	Unutilized Budget	Balances	
		1st Quarter Ending March 31	2nd Quarter Ending June 30	3rd Quarter Ending September 30	4th Quarter Ending December 31	Unpaid Obligations (10-15)=(17+18)				
						Due and Demandable			Not Yet Due and Demandable	
1	2	11	12	13	14	15=(11+12+13+14)	16=(5-10)	17	18	
General Administration and Support	1000000000000000	3,338,292.84	5,158,364.26	9,575,910.45	11,818,532.69	29,891,100.24	14,525,781.20	2,261,940.18	2,217,085.00	
General Management and Supervision	100000100001000	3,338,292.84	5,158,364.26	9,575,910.45	11,818,532.69	29,891,100.24	14,525,781.20	2,261,940.18	2,217,085.00	
MOOE		3,338,292.84	5,083,664.26	4,523,860.45	7,143,132.69	20,088,950.24	9,798,225.19	2,261,940.18	0.00	
CO		0.00	74,700.00	5,052,050.00	4,675,400.00	9,802,150.00	4,727,556.01	0.00	2,217,085.00	
Sub-Total, General Administration and Support		3,338,292.84	5,158,364.26	9,575,910.45	11,818,532.69	29,891,100.24	14,525,781.20	2,261,940.18	2,217,085.00	
PS		0.00	0.00	0.00	0.00	0.00	0.00	0.00	0.00	
MOOE		3,338,292.84	5,083,664.26	4,523,860.45	7,143,132.69	20,088,950.24	9,798,225.19	2,261,940.18	0.00	
FinEx (if Applicable)		0.00	0.00	0.00	0.00	0.00	0.00	0.00	0.00	
CO		0.00	74,700.00	5,052,050.00	4,675,400.00	9,802,150.00	4,727,556.01	0.00	2,217,085.00	
Operations	3000000000000000	3,758,059.49	10,974,508.43	12,305,531.80	22,048,576.71	49,086,676.43	32,549,489.87	2,587,188.45	5,585,920.00	
OO : Relevant and quality tertiary education ensured to achieve inclusive growth and access of poor but deserving students to quality tertiary education increased	3100000000000000	2,640,587.13	9,226,180.69	10,824,296.62	20,299,789.52	42,990,853.96	26,047,338.92	2,077,583.45	4,857,350.00	
HIGHER EDUCATION PROGRAM	3101000000000000	2,640,587.13	9,226,180.69	10,824,296.62	20,299,789.52	42,990,853.96	26,047,338.92	2,077,583.45	4,857,350.00	
Provision of Higher Education Services	310100100001000	2,640,587.13	9,226,180.69	10,824,296.62	20,299,789.52	42,990,853.96	26,047,338.92	2,077,583.45	4,857,350.00	
PS		0.00	0.00	0.00	1,139,100.00	1,139,100.00	296,070.70	429,000.00	0.00	
MOOE		2,640,587.13	9,226,180.69	10,587,966.62	18,469,989.52	40,924,723.96	12,554,703.34	1,648,583.45	0.00	
CO		0.00	0.00	236,330.00	690,700.00	927,030.00	13,196,564.88	0.00	4,857,350.00	
OO : Higher education research improved to promote economic productivity and innovation	3200000000000000	540,246.13	980,822.82	923,998.04	1,029,234.64	3,474,301.63	172,120.88	77,126.20	248,000.00	
RESEARCH PROGRAM	3202000000000000	540,246.13	980,822.82	923,998.04	1,029,234.64	3,474,301.63	172,120.88	77,126.20	248,000.00	
Conduct of Research Services	320200100001000	540,246.13	980,822.82	923,998.04	1,029,234.64	3,474,301.63	172,120.88	77,126.20	248,000.00	
MOOE		540,246.13	980,822.82	923,998.04	1,029,234.64	3,474,301.63	0.00	77,126.20	0.00	
CO		0.00	0.00	0.00	0.00	0.00	172,120.88	0.00	248,000.00	
OO : Community engagement increased	3300000000000000	577,226.23	767,504.92	557,237.14	719,552.55	2,621,520.84	6,330,030.07	432,478.80	480,570.00	
TECHNICAL ADVISORY EXTENSION PROGRAM	3301000000000000	577,226.23	767,504.92	557,237.14	719,552.55	2,621,520.84	6,330,030.07	432,478.80	480,570.00	
Provision of Extension Services	330100100001000	577,226.23	767,504.92	557,237.14	719,552.55	2,621,520.84	6,330,030.07	432,478.80	480,570.00	
MOOE		577,226.23	767,504.92	489,239.14	719,552.55	2,553,522.84	4,976,386.16	432,478.80	0.00	
CO		0.00	0.00	67,998.00	0.00	67,998.00	1,353,643.91	0.00	480,570.00	

STATEMENT OF APPROVED BUDGET, UTILIZATIONS, DISBURSEMENTS AND BALANCES

(For Off-Budgetary Funds)

As at the Quarter Ending December 31, 2023

Department : State Universities and Colleges (SUCs)
 Agency/Entity : Mountain Province State University
 Operating Unit : < not applicable >
 Organization Code : 08 020 0000000
 (UACS)
 Fund Cluster : 05 - Internally Generated Funds
 (e.g. UACS Fund Cluster: 05-Internally Generated Funds and 06-Business Related Funds)

Particulars	UACS CODE	Approved Budget			Utilizations				Total
		Approved Budgeted Revenue	Adjustments (Reductions, Modifications/ Augmentations)	Adjusted Budgeted Revenue	1st Quarter Ending March 31	2nd Quarter Ending June 30	3rd Quarter Ending September 30	4th Quarter Ending December 31	
1	2	3	4	5=(3+(-)4)	6	7	8	9	10=(6+7+8+9)
Sub-Total, Operations		89,809,274.75	0.00	89,809,274.75	5,441,720.49	12,433,773.63	12,399,275.55	26,985,015.21	57,259,784.88
PS		1,864,170.70	0.00	1,864,170.70	0.00	0.00	0.00	1,568,100.00	1,568,100.00
MOOE		66,641,826.38	0.00	66,641,826.38	5,441,720.49	11,754,235.63	11,405,865.55	20,508,915.21	49,110,736.88
FinEx (if Applicable)		0.00	0.00	0.00	0.00	0.00	0.00	0.00	0.00
CO		21,303,277.67	0.00	21,303,277.67	0.00	679,538.00	993,410.00	4,908,000.00	6,580,948.00
GRAND TOTAL		138,705,181.37	0.00	138,705,181.37	9,073,971.98	17,835,674.24	25,902,326.00	38,817,938.08	91,629,910.30
PS		1,864,170.70	0.00	1,864,170.70	0.00	0.00	0.00	1,568,100.00	1,568,100.00
MOOE		98,790,941.99	0.00	98,790,941.99	8,999,271.98	16,861,141.24	16,220,866.00	29,380,348.08	71,461,627.30
FinEx (if Applicable)		0.00	0.00	0.00	0.00	0.00	0.00	0.00	0.00
CO		38,050,068.68	0.00	38,050,068.68	74,700.00	974,533.00	9,681,460.00	7,869,490.00	18,600,183.00

This report was generated using the Unified Reporting System on January 15, 2024 3:42 PM; Status : SUBMITTED


STATEMENT OF APPROVED BUDGET, UTILIZATIONS, DISBURSEMENTS AND BALANCES


(For Off-Budgetary Funds)

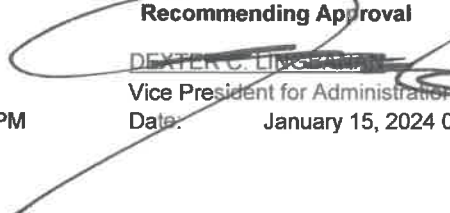
As at the Quarter Ending December 31, 2023


Department : State Universities and Colleges (SUCs)
 Agency/Entity : Mountain Province State University
 Operating Unit : < not applicable >
 Organization Code : 08 020 0000000
 (UACS)
 Fund Cluster : 05 - Internally Generated Funds
 (e.g. UACS Fund Cluster: 05-Internally Generated Funds and 06-Business Related Funds)

Particulars	UACS CODE	Utilizations		Disbursements				Balances		
		Total	1st Quarter Ending March 31	2nd Quarter Ending June 30	3rd Quarter Ending September 30	4th Quarter Ending December 31	Total	Unutilized Budget	Unpaid Obligations (10-15)=(17+18)	
									Due and Demandable	Not Yet Due and Demandable
1	2	10=(6+7+8+9)	11	12	13	14	15=(11+12+13+)	16=(5-10)	17	18
Sub-Total, Operations		57,259,784.88	3,758,059.49	10,974,508.43	12,305,531.80	22,048,576.71	49,086,676.43	32,549,489.87	2,587,188.45	5,585,920.00
PS		1,568,100.00	0.00	0.00	0.00	1,139,100.00	1,139,100.00	296,070.70	429,000.00	0.00
MOOE		49,110,736.88	3,758,059.49	10,974,508.43	12,001,203.80	20,218,776.71	46,952,548.43	17,531,089.50	2,158,188.45	0.00
FinEx (if Applicable)		0.00	0.00	0.00	0.00	0.00	0.00	0.00	0.00	0.00
CO		6,580,948.00	0.00	0.00	304,328.00	690,700.00	995,028.00	14,722,329.67	0.00	5,585,920.00
GRAND TOTAL		91,629,910.30	7,096,352.33	16,132,872.69	21,881,442.25	33,867,109.40	78,977,776.67	47,075,271.07	4,849,128.63	7,803,005.00
PS		1,568,100.00	0.00	0.00	0.00	1,139,100.00	1,139,100.00	296,070.70	429,000.00	0.00
MOOE		71,461,627.30	7,096,352.33	16,058,172.69	16,525,064.25	27,361,909.40	67,041,498.67	27,329,314.69	4,420,128.63	0.00
FinEx (if Applicable)		0.00	0.00	0.00	0.00	0.00	0.00	0.00	0.00	0.00
CO		18,600,183.00	0.00	74,700.00	5,356,378.00	5,366,100.00	10,797,178.00	19,449,885.68	0.00	7,803,005.00

Certified Correct:

 NORMA W. ARILITH
 Administrative Officer V
 Date: January 15, 2024 03:17 PM

Certified Correct:

 REXON T. DAMAYAN
 Accountant III
 Date: January 15, 2024 03:26 PM

Recommending Approval

 DEXTER C. LIM
 Vice President for Administration and Finance
 Date: January 15, 2024 03:42 PM

Approved By:

 EDGAR G. QUE
 SUC PRESIDENT III
 Date: January 15, 2024 03:42 PM